



## Notice of a public meeting of

### Climate Change Policy and Scrutiny Committee

- To:** Councillors Vassie (Chair), Baker (Vice-Chair), S Barnes, Fisher, Wann, Perrett and Melly
- Date:** Tuesday, 12 April 2022
- Time:** 5.30 pm
- Venue:** The George Hudson Board Room - 1st Floor West Offices (F045)

### AGENDA

**1. Declarations of Interest**

At this point in the meeting, Members are asked to declare any disclosable pecuniary interest or other registerable interest they might have in respect of business on this agenda, if they have not already done so in advance on the Register of Interests.

**2. Minutes**

(Pages 1 - 6)

To approve and sign the Minutes of the meeting held on 8 March 2022.

**3. Public Participation**

At this point in the meeting members of the public who have registered to speak can do so. Please note that our registration deadlines have changed to 2 working days before the meeting, in order to facilitate the management of public participation at our meetings. The deadline for registering is **5.00pm on Friday 8 April 2022**. Members of the public can speak on agenda items or matters within the remit of the committee.

To register to speak please visit [www.york.gov.uk/AttendCouncilMeetings](http://www.york.gov.uk/AttendCouncilMeetings) to fill in an online registration form. If you have any questions about the registration form or the meeting please contact the Democracy Officer for the meeting whose details can be found at the foot of the agenda.

### **Webcasting of Public Meetings**

Please note that, subject to available resources, this public meeting will be webcast including any registered public speakers who have given their permission. The public meeting can be viewed on demand at [www.york.gov.uk/webcasts](http://www.york.gov.uk/webcasts). During coronavirus, we've made some changes to how we're running council meetings. See our coronavirus updates ([www.york.gov.uk/COVIDDemocracy](http://www.york.gov.uk/COVIDDemocracy)) for more information on meetings and decisions.

Written representations in respect of items on this agenda should be submitted to Democratic Services by **5.00pm** on **8 April 2022**.

#### **4. Local Transport Plan 4 Update Presentation**

The Committee will receive an presentation on the development of the Local Transport Plan 4.

#### **5. Climate Change Strategy & Update** (Pages 7 - 50)

The Committee will be asked to consider the draft Climate Change Strategy and provide any comments and feedback to assist in developing a finalised strategy.

#### **6. Urgent Business**

Any other business which the Chair considers urgent under the Local Government Act 1972.

#### Democracy Officer:

Name: Robert Flintoft  
Telephone: (01904) 555704  
E-mail: [robert.flintoft@york.gov.uk](mailto:robert.flintoft@york.gov.uk)

For more information about any of the following please contact the Democratic Services Officer responsible for servicing this meeting:

- Registering to speak
- Business of the meeting
- Any special arrangements
- Copies of reports and
- For receiving reports in other formats

Contact details are set out above.

**This information can be provided in your own language.**

我們也用您們的語言提供這個信息 (Cantonese)

এই তথ্য আপনার নিজের ভাষায় দেয়া যেতে পারে। (Bengali)

Ta informacja może być dostarczona w twoim własnym języku. (Polish)

Bu bilgiyi kendi dilinizde almanız mümkündür. (Turkish)

یہ معلومات آپ کی اپنی زبان (بولی) میں بھی مہیا کی جاسکتی ہیں۔ (Urdu)

 (01904) 551550

This page is intentionally left blank

City of York Council

Committee Minutes

---

Meeting	Climate Change Policy and Scrutiny Committee
Date	9 March 2021
Present	Councillors Vassie (Chair), Baker (Vice-Chair), Fisher, Fitzpatrick, Melly and Wann  Councillor Rowley was also in attendance as a non-voting member of the Committee
Apologies	Councillor S Barnes

---

## 7. Declarations of Interest

At this point, Members were asked to declare any personal interests not included on the Register of Interests, any prejudicial interests or any disclosable pecuniary interests which they may have in respect of business on the agenda. None were declared.

## 8. Minutes

The Committee discussed the minutes from meeting held on the 8 December 2020. A number of grammatical corrections were requested and it was noted that under item 4. Climate Change Strategy a correction was made with the section worded 'He (the chair of the Committee) noted that while the Council was no longer targeting net zero for the whole city by 2030, he highlighted the progress he felt the Council had made and that the Council should be in a stronger position to decarbonise than it had been a year ago.' Be amended to read 'It was noted that the Carbon Pathway presentation received by the Committee did not target Net Carbon Zero by 2030, however it was outlined that the Council had not changed its commitment to becoming a Net Carbon Zero York by 2030. The chair also highlighted the progress he felt the Council had made and that the Council should be in a stronger position to decarbonise than it had been a year ago.'

Resolved: That the minutes from the meeting held on the 8 December 2020 be amended and brought to the next meeting of the Committee.

## 9. Public Participation

It was reported that there had been two registrations to speak

under the Council's Public Participation Scheme.

Deborah Cobbett raised a number of concerns and questions to the Committee firstly on the minutes of the last meeting, she also raised concerns that the Council was becoming less ambitious at tackling climate change and countries like the UK needed to be proactive not doing the minimum required. She highlighted that the Committee had held discussions with senior managers from a number of organisations and recommended that the Committee widen its participation. Finally she questioned the use of Council communications and how magazines like 'Our City' would advertise the work of things like the Climate Commission and a Council Road Map.

Tom Franklin spoke as the chair of the York Green Party and raised concerns regarding the Key Performance Indicators for a Zero Carbon Road Map as outlined in the Agenda. He highlighted that they did not take into account areas such as food, flying, or concrete. He asked that the Council maintain its commitment to a zero carbon York by 2030 and noted a number of recent decisions the Council had made including a decision regarding waste vehicles as a sign the Council was not doing all it can to achieve net carbon natural. Finally he raised concerns about the impact on the climate the duelling of the outer ring road would cause.

## **10. Carbon Literacy Training**

The Committee discussed the training provided by Speak Carbon to the Committee on 2 March 2021, that was designed to provide an overview of the course and allow committee members to evaluate the effectiveness and appropriateness of this format for a wider rollout. It was noted that the session was too short for its intended purpose and two hour sessions could be ineffective at delivering effective Carbon Literacy training. Members also discussed whether the training could be too broad as it was proposed in the meeting and how it could be altered to be more effective.

Discussion took place as to the purpose of the training and who it should prioritise being targeted too. Focusing on phrase one in the report that would recommend to the Executive Member whether to seek to commission training for Councillors, senior management, and internal climate emergency groups. The Committee supported an approach that targeted those with the ability to create structural change across the city. However, they also recommended that training should link into a specific groups area of work and help facility ideas on how to reduce Carbon production; this could include studying examples where services are delivered in more carbon producing efficient way and how this was achieved.

Members discussed what could be undertaken prior to training and how to deliver tailored training to avoid a one size fits all approach. Consideration was taken as to how and whether the a pre-training consultation could take place with those selected to attend in order to identify what they would be seeking to learn from the training and their current Carbon Literacy.

Resolved:

- i. That the Committee requested that a consultation be organised for councillors and senior officers to establish current Carbon Literacy.
- ii. That the Committee requested a procurement specification to be produced for the training provision and to be bought back to the Committee to consider the specification and provide feedback.

Reason: To ensure the Committee can recommend the most effective Carbon Literacy training for the Council to commission.

## **11. York's Tree Canopy Expansion Target**

The Committee considered a report on the York's Tree Canopy Expansion Target. Officers confirmed the White Rose Forest were aiming to introduce a tree planting target, a proposal would promote an ambition for a 13% target for tree canopy cover by 2050 in York, equating to around 22-27 ha per annum. This target would result in an annual carbon sequestration rate at 2050 of circa 9,000tCO<sub>2</sub> per year; equivalent to around 1% of the regions total CO<sub>2</sub> emissions between 2020-2050.

Members considered how ambitious a target of 13% would be, noting that this would be an increase of 2.2% from the city's current average rate. However, it was also noted that funding for a sustained increase would be costly and could equate to requiring a similar budget to that set out for the Northern Forrester by the Council of approximately £3 million every two years. Discussion highlighted that the funding of any increase would not be able to come solely from the Council and that new industries could be encouraged in the city that would take advantage of new woodland. This highlighted the potential benefit of sustainable forestry and how this could feed into local building practices.

Members were provided with an update as to how York's planning department were incorporating things such as tree planting into their work and on the creation of Green Infrastructure Supplementary Planning Documents. The Committee noted the update and expressed a desire to be

able to feed into the creation of the Green Infrastructure Supplementary Planning Documents.

Resolved:

- i. That the Committee would recommend to the Executive Member that the Council adopt a minimum of 13% tree canopy coverage in York by 2050;
- ii. That the Committee requested to be consulted on the production of the Green Infrastructure Supplementary Planning Documents.

Reason: To bring York in line with the national average on tree canopy coverage and to assist the city in reducing its net carbon production.

## **12. Establishing Key Performance Indicators to drive a Zero Carbon Roadmap for York**

Officers introduced the item on establishing key performance indicators (KPIs) and noted the prior consideration the Committee had provided on producing indicators to drive a Zero Carbon Roadmap for York. Discussion took place regarding whether or not the proposed indicators were broad enough to be capable of capturing the cities progress in a range of areas effectively. Members also highlighted the need for robust monitoring if the City was gain the maximum benefit from KPIs being set.

The importance of incorporating climate change into Council performance indicators to ensure it was taken into account across different areas of the city was highlighted, but it was also noted that focus needed to be on delivery of projects that reduced carbon production, not only on how accurate a baseline of recording that could be produced.

Resolved:

- i. To request a future item be added to the work plan with Business Intelligence to discuss how the Council can embed climate change into the Council's performance indicators.

Reason: To ensure the Council considers its impact on climate change across all of its services.



**13. Work Plan 2020/21**

The Committee considered whether it had any further items it would wish to be considered for its work plan, as well as, discussing the importance of including climate emergency in the Committees name.

Resolved:

- i. To add an update on how the Council will use its communications to highlight how the Council is tackling climate change and how it will advertise residence the work of the York Climate Commission.

Reason: To ensure residents are aware of the work that is being done in York to tackle climate change and to ensure residents are kept engaged and aware of how they can be involved.

Cllr Vassie, Chair

[The meeting started at 5.30 pm and finished at 7.26 pm].

This page is intentionally left blank



---

12 April 2022

## **Climate Change Scrutiny Committee**

Report of the Head of Carbon Reduction

Portfolio of the Executive Member for Environment and Climate Change

### **Climate Change Strategy & Update**

#### **Summary**

1. The York Climate Change Strategy (the Strategy) provides a framework for the city in tackling climate change. It sets out our approach to reducing carbon emissions, that are under our direct influence, to net zero and creating a city that is resilient to the impacts of climate change
2. The Strategy is a shared strategy for the city and has been developed through extensive consultation and engagement. A second phase of engagement/consultation is planned, the process is detailed in the report: 'Approval of the strategies – engagement and refinement'.
3. A process of strategy alignment provides consistency across the Climate Change Strategy, Economic Development Strategy and Health & Wellbeing Strategy.

#### **Climate Change Strategy**

4. The evidence base and modelling work has been completed. The strategy narrative is under development in accordance with the shared Strategy Approval Process (see separate report).
5. A summary of the content within the Strategy is presented in Annex A. It briefly comprises of:
  - Foreword
  - Leader
  - Partner Signatories
  - Executive Summary
  - Section 1: Background Information
  - Section 2: The Ambition

- Section 3: Objectives
  - Section 4: Co- benefits & Case Studies
  - Section 5: Next Steps
  - Glossary and Further Reading
6. Further work has been undertaken to understand York's emissions profile in more detail, the carbon reduction potential by sector, the stakeholder perspective of risks and opportunities for each priority area and the local case studies (see Annex B: Climate Change Strategy Update)
  7. A set of principles is commonly applied to our core strategies:
    - i. Build inclusive, healthy and sustainable communities
    - ii. Create new employment and investment opportunities
    - iii. Adapt to change
    - iv. Increase cooperation and collaboration
    - v. Good governance
  8. The latest version of the Draft Strategy is now being shared with the Scrutiny Committee for comment and feedback ahead of the next round of public engagement and consultation which is scheduled to take place between June and August

### **Recommendations**

9. Scrutiny are asked to review the Draft Climate Change Strategy and provide any comments and feedback to the Executive Member for Environment and Climate Change.

### **Consultation**

10. Internal and external workshops have shaped the content of the Draft Climate Change Strategy.
11. The resident attitude survey has informed the Strategies, with a second round of engagement scheduled once the Draft has been approved.
12. The Executive Member for Environment and Climate Change has approved the latest version of the Draft Strategy.

## Council Plan

13. The Climate Change Engagement Plan relates to the ambitions for York to achieve net carbon zero and the Greener and Cleaner outcome.

## Implications

- **Financial** – There are no financial implication associated with the report. Financial implications associated with delivery will be included within the future Action Plan.
- **Human Resources (HR)** – There are no HR implications associated with the report. HR implications associated with programme delivery will be included within the future Action Plan
- **Equalities** – An Equalities Impact Assessment is underway for the Climate Change Strategy. This will be completed before the conclusion of the next engagement phase
- **Legal** – The Constitution notes the requirement to approve the Climate Change Strategy at Full Council. Any issues requiring legal support will be addressed when they arise.
- **Crime and Disorder** – There are no crime implications associated with this report
- **Information Technology** – There are no IT implications associated with this report
- **Property** – There are no property implications associated with this report
- **Other** - Communications and engagement is a core element of the development of the Strategy.

## Contact Details

### Author:

Shaun Gibbons  
Head of Carbon Reduction  
Corporate Strategy

### Chief Officer Responsible for the report:

Claire Foale  
Assistant Director Policy and Strategy

Report  Date 4 April 2022  
Approved

### Wards Affected:

All

**For further information please contact the author of the report**

## Background papers

[Agenda for Climate Change Policy and Scrutiny Committee on Tuesday, 12 October 2021, 5.30 pm \(york.gov.uk\)](#) – item 22 and 23

[Agenda for Climate Change Policy and Scrutiny Committee on Wednesday, 12 January 2022, 5.30 pm \(york.gov.uk\)](#) – item 30

[Agenda for Climate Change Policy and Scrutiny Committee on Tuesday, 8 March 2022, 5.30 pm \(york.gov.uk\)](#) – item 5

## Annexes

Annex 1: Draft Climate Change Strategy

## Content Summary

Foreword	Leader of the Council	Chair of York Climate Commission
Leader		<ul style="list-style-type: none"> <li>- Strategic alignment</li> <li>- Consultation process</li> <li>- Review points</li> <li>- Setting the framework for the city</li> </ul>
Partner Signatories	Climate Commission	City Partners
Executive Summary	Principles	<ul style="list-style-type: none"> <li>- City Vision</li> <li>- Collaboration &amp; Co-operation</li> <li>- Adapting to Change</li> <li>- Inclusive, Healthy &amp; Sustainable</li> <li>- New Employment &amp; Investment</li> <li>- Good Governance</li> </ul>
	Strategic Objectives	<ul style="list-style-type: none"> <li>- Engagement</li> <li>- Buildings</li> <li>- Transport</li> <li>- Waste</li> <li>- Commercial &amp; Industrial</li> <li>- Natural Environment</li> <li>- Energy Supply</li> <li>- Governance</li> </ul>
	Interdependencies & Co-Benefits	Economic Social (Health & Wellbeing) Environmental
Section 1: Background Information	The need for action	A Climate Emergency – IPCC Special Report; Scale of ambition; Global, regional and local context
	Collective Effort	Role of the council Role of stakeholders
	History	Timeline since Climate Emergency Declaration
Section 2: How we will get there...	Baseline	Current York emissions profile + Extreme weather events
	Scale of the challenge	Key statistics and Emissions Reduction Pathway + Sectoral breakdown
	Our Approach	<ol style="list-style-type: none"> <li>1. Delivering high ambition carbon emissions reduction</li> <li>2. Going beyond high ambition where technology, funding and capacity allows</li> <li>3. Insetting and Offsetting</li> <li>4. Adapting to a changing climate</li> </ol>
Section 3: Objectives	Engagement	<ul style="list-style-type: none"> <li>- Clear communication and information</li> <li>- Increase awareness and understanding</li> <li>- Build strong relationships and networks</li> <li>- Identify best practice</li> </ul>
	Buildings	<ul style="list-style-type: none"> <li>- Improve the energy efficiency of existing buildings</li> <li>- Reduce emissions from new buildings</li> <li>- Move away from gas heating systems</li> <li>- Switch to low carbon appliances</li> <li>- Make our buildings climate resilient</li> </ul>

	Transport	<ul style="list-style-type: none"> <li>- Travel shorter distances</li> <li>- Fewer journeys by car</li> <li>- Switch to electric vehicles</li> <li>- Reduce emissions from freight</li> <li>- Future proof infrastructure</li> </ul>
	Waste	<ul style="list-style-type: none"> <li>- Reduce the amount of waste</li> <li>- Increase recycling</li> <li>- Promote a circular economy</li> </ul>
	Commercial & Industrial	<ul style="list-style-type: none"> <li>- Replace the use of fossil fuels</li> <li>- Increase process efficiency</li> <li>- Support the growth of green economy</li> <li>- Business resilience</li> </ul>
	Natural Environment	<ul style="list-style-type: none"> <li>- Plant more trees</li> <li>- Increase carbon storage</li> <li>- Move towards more sustainable land use methods</li> <li>- Reduce impact of extreme weather events</li> </ul>
	Energy Supply	<ul style="list-style-type: none"> <li>- Increase renewable generation capacity</li> <li>- Support innovation</li> <li>- Encourage local community energy projects</li> </ul>
	Governance	<ul style="list-style-type: none"> <li>- Open and transparent reporting</li> <li>- Assign responsibility</li> <li>- Track actions</li> <li>- Monitor progress</li> </ul>
Section 4: Co-benefits & Case Studies	Co-Benefits	Economic, Social and Environmental benefits associated with delivering the objectives within this strategy
	Case Studies	<p>Series of case studies looking at what is being delivered locally:</p> <ul style="list-style-type: none"> <li>- Yorkshire Flood Resilience</li> <li>- Zero Carbon Housing Delivery Programme</li> <li>- University of York initiatives</li> <li>- York Gin sustainability actions</li> <li>- Real Junk Food Project</li> <li>- York Community Woodland</li> <li>- EV Hyper Hubs</li> </ul>
Section 5: Next Steps	Deliver on High Ambition	Prioritise the short-term and no/low-regret actions required to deliver the high ambition emissions reduction
	Go Further	Identify the needs around government policy, funding and supply chain capacity to create the conditions for going further and faster
	Holistic Approach	Embed carbon emissions and climate resilience into local decision-making; considering wider impacts and co-benefits
	Build networks and partnerships	Combine efforts across the city to maximise impact and available funding
Glossary and Further Reading		Includes reference to Technical Annex



## Contents

Content Summary .....	1
York Climate Change Strategy: A City Fit for the Future .....	4
Foreword.....	4
Partner Signatories .....	5
Executive Summary.....	6
Section 1: Background .....	8
The Need for Action .....	8
Working Together .....	8
Our Strategy .....	12
Section 2: The Ambition.....	14
Current Situation.....	14
Scale of the Challenge.....	15
Our Approach.....	17
Section 3: Objectives.....	19
Engagement .....	19
Buildings.....	19
Transport.....	21
Waste .....	22
Commercial & Industrial .....	23
Natural Environment .....	24
Energy Supply.....	25
Governance.....	25
Section 4: Co- benefits & Case Studies .....	28
Co-benefits.....	28
Case Studies .....	30
Section 5: Next Steps .....	38
Deliver on High Ambition.....	38
Go Further .....	38
Holistic Approach .....	38
Build Networks and Partnerships .....	38
Glossary of Terms.....	39

## York Climate Change Strategy: A City Fit for the Future

### Foreword

The York Climate Change Strategy, “A City Fit for the Future” was developed by the city for the city. It sets out our vision to be net zero and provides a framework to both reduce carbon and be more climate resilient by 2030. This strategy is your strategy to help guide everyone’s actions and decisions over the decade ahead.

Across the city, our beautiful built heritage is energy intensive, and our Roman and Viking roads were not built for modern traffic. Today’s ways of living and working further add to the challenges of reducing our dependence on fossil fuels, cutting carbon emissions, and making us more resilient in the presence of increasingly frequent and severe weather events. Taking action to reach net zero will require a concerted effort across all sectors of our society and economy; yet, we’ve already shown what’s possible. Not taking action will entail large and growing costs to be shouldered by us and future generations.

The pandemic forced us to rethink how to live healthier, happier lives, what it means to be economically viable, and the importance of the natural environment. We have seen our place in history is not defined by how we travel, the holidays we take, or the goods we buy, but instead by our health, the strength of the relationships around us, and how we position our economies and communities to adapt to unprecedented ever-changing circumstances.

We owe it to our city – its heritage, the people living and working in it today and tomorrow, and all those visiting it – to make sure it is fit for the future. We can do that in ways that improve the economy by being a leader on climate action, and create wealth and wellbeing, rather than putting them further at risk.

*Leader of the Council*

*Chair of York Climate Commission*

Partner Signatories

DRAFT

## Executive Summary

*“A prosperous, progressive, and sustainable city, giving the highest priority to the wellbeing of its residents, whilst protecting the fabric and culture of this world-famous historic city.”*

Climate change is the greatest threat facing our planet<sup>1</sup>. In York, we lead the way; in 2019, The City of York Council declared a climate emergency, set an ambition for York to be net zero carbon and established an independent Climate Commission for the city. Reducing our carbon emissions and adapting to a changing climate are crucial to ensure that York is a city fit for the future.

Since 2005, we have reduced our emissions by 39%, but there is still more that we can do. The council is taking a leading role in tackling climate change but accounts for less than 4% of total emissions in York. We will need to work together and mobilise the city’s public, private, community, faith, education and academic sectors to successfully deliver our objectives.

Independent analysis tells us that York’s greenhouse gas emissions are mostly from buildings (residential or commercial, 62%) and from transport (28%); and, If we do all we can with the options available today, we will achieve 54% of our net zero target. This means being ready. Ready to go further through new scientific endeavour, ready to make the most of emerging technology, ready to quickly embrace policy changes, ready to attract external investment, and ready to work together across the city to take every advantage we can.

We need to improve air quality, choose to walk or cycle more (if we are able), continue to build homes and communities that reduce the cost of energy and reliance on fossil fuels and prepare for the impact of extreme weather events. By taking these actions, we will also make York a healthier and happier place to live.

Throughout the decade ahead, we will review this strategy to understand the difference it has made, how it has helped you on your own journey to reduce carbon and whether we need to adapt or strengthen any areas to keep us on track to continually reduce our carbon footprint.

To deliver our ambition we will be guided by five principles. You will see these applied throughout the delivery of this strategy, in the actions we take, the relationships we build and in how we openly share plans and data to help others:

1. We will **increase collaboration and cooperation** by working with partners to encourage changes in the way we live and behave. We will create partnerships among businesses, the public sector, civic organisations and our institutions in higher and further education to ensure that new, action-oriented knowledge is generated and effectively shared to the benefit of all.
2. We will continuously **adapt to change**, taking bold action by trialling new and emerging technologies. We will be pragmatic, focusing on reducing emissions within our immediate control and prioritising actions that deliver best value. We will publish an annual Carbon Reduction action plan.

---

<sup>1</sup> <https://www.ipcc.ch/2021/08/09/ar6-wg1-20210809-pr/>

3. We will **build inclusive, healthy and sustainable communities** by promoting the positive social and economic benefits of climate action and by supporting individuals who need it the most. With more protected green spaces, less air pollution and greater tree canopy cover we will support the wellbeing of our residents and increase biodiversity.
4. We will **create new employment and investment opportunities**, strengthening the economy through our work with local suppliers to building local “green” skills such as retrofitting houses and supporting the bio-economy,. We will proactively seek alternative funding streams and attract additional investment, whilst being mindful of reduced budgets.
5. **Good governance** and evidence based planning will guide our actions ahead. Named individuals and organisations will take accountability for delivering actions. We will provide accurate information that allows us to review progress and adapt actions if required. We will regularly review and publish emissions data to track we are meeting our target, updating our action plan in response

This strategy identifies 32 objectives to help meet our carbon reduction and climate resilience ambition. The objectives cover 8 key themes that have been identified through analysis and consultation.



Insert image summarising themes and objectives

There are challenges in getting to where we need to be by 2030; but they are achievable, and have the potential to deliver significant economic, social and environmental benefits beyond our climate change ambition.

There is already a huge amount of amazing activity happening across our city. This strategy is a call to action for all of us to make a positive impact and ensure that York is a city fit for the future.

## Section 1: Background

### The Need for Action

#### A Climate Emergency

In 2018, the Intergovernmental Panel on Climate Change (IPCC) published a special report on Global Warming<sup>2</sup>, describing the devastating impact a global temperature rise of 2°C would have on our planet and the importance of limiting warming to 1.5°C. In response, the UK has committed to bring all greenhouse gas emissions to net zero by 2050.

**In York, we lead the way;** in 2019, the Council declared a Climate Emergency and set an ambition for **York to be net zero carbon by 2030**. York recognises its place as a leader on climate action. Since 2005, we have reduced our emissions by 39%<sup>3</sup>, but there is still more that we can do.

This strategy is the next stage in our journey to tackling climate change. It sets out our approach to reducing the emissions that are under our direct influence to net zero, and creating a city that is resilient to the impacts of climate change.

While this strategy does not currently include our indirect emissions, they are important to consider. We commit to better understanding the emissions associated with our consumer choices and business supply chains and how we can reduce these in the future.

#### Adapting to Change

Cutting our carbon emissions to reduce the impact of climate change is critical for people and the planet, but we must also prepare our city for the changes that we are already experiencing.

Globally, the past five years have been the hottest on record since 1850, while the UK, we will experience warmer, wetter winters and hotter, drier summers<sup>4</sup>. Extreme weather events are also predicted to increase.

In our recent history, York has experience of extreme weather events, with flooding being a particular issue. That is why the city's Local Flood Risk Management Strategy<sup>5</sup> sets out plans for flood protection up to 2039.

### Working Together

This climate change strategy is for the whole of York. Tackling climate change and achieving the net zero ambition will be the responsibility of everyone; whether you live, work or visit our city. We will need to work with existing partners and develop new networks that can bring together organisations

---

<sup>2</sup> <https://www.ipcc.ch/sr15/>

<sup>3</sup> <https://www.york.gov.uk/downloads/file/699/climate-change-framework#:~:text=The%20Climate%20Change%20Framework%20for,part%20in%20tackling%20climate%20change.>

<sup>4</sup> <https://www.metoffice.gov.uk/binaries/content/assets/metofficegovuk/pdf/research/ukcp/ukcp-headline-findings-v2.pdf>

<sup>5</sup> <https://www.york.gov.uk/downloads/file/281/local-flood-risk-management-strategy>

from the city’s public, private, community, faith, education and academic sectors to deliver our objectives.

### City of York Council

The council is taking a leading role in tackling climate change and will reduce corporate emissions to net zero by 2030; however, the council is directly responsible for less than 4% of the total emissions in York. While the council’s wider influence can extend beyond this, through purchasing decisions and local policy, every aspect of our society will need to contribute towards achieving our city-wide ambition.

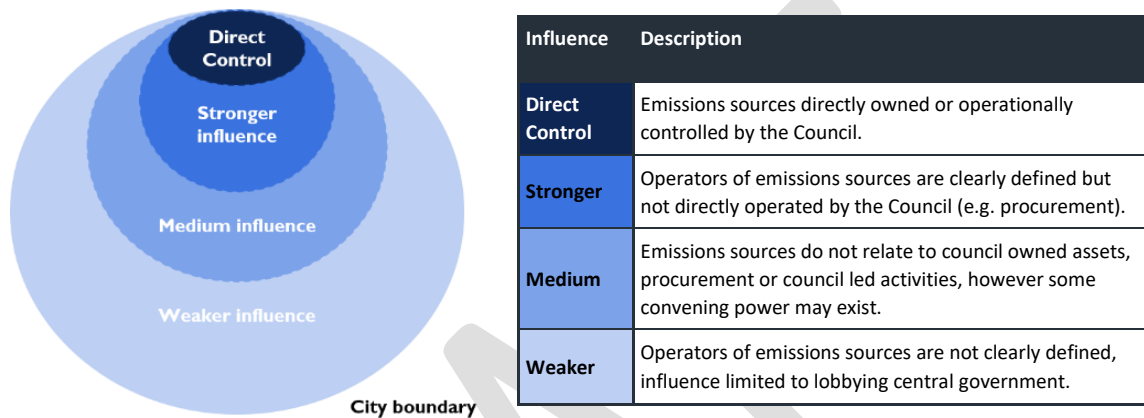


Figure 1: Level of control and influence of City of York Council over carbon emissions

### Businesses

With over 7,000 businesses and a Gross Value Added (GVA) of £6.5bn, York is a major driver of growth across the region and beyond. The city is home to a diverse range of enterprising and innovative businesses, many of which are already taking proactive steps to reduce their carbon emissions.

Almost 80% of businesses who responded to the Council’s Our Big Conversation agree with the ambition for York to be a net zero by 2030, and 20% of firms have considered diversifying into goods and services that are part of the green economy over the next year.

Businesses can take actions that not only reduce carbon emissions but also reduce costs and have a positive impact on society. Steps to reduce energy consumption, influence behaviour change (among employees, customers and networks), and engage local supply chains, supports our net zero ambition, ensures businesses are resilient to climate change and provides opportunities for new local jobs.

The Local Government Association estimates that 3,090 green jobs<sup>6</sup> will be required in York by 2030 in the low-carbon and renewable energy sector, with the majority of these in bioenergy, low-carbon heat pumps and building insulation. By 2050, this number is expected to be at least 4,902.

### Residents

<sup>6</sup> [https://lginform.local.gov.uk/reports/view/lga-research/estimated-total-number-of-direct-jobs-in-low-carbon-and-renewable-energy-sector?mod-area=E06000014&mod-group=AllUnitaryLainCountry\\_England&mod-type=namedComparisonGroup](https://lginform.local.gov.uk/reports/view/lga-research/estimated-total-number-of-direct-jobs-in-low-carbon-and-renewable-energy-sector?mod-area=E06000014&mod-group=AllUnitaryLainCountry_England&mod-type=namedComparisonGroup)

York is home to 210,000 people. We can all make positive changes to how we live and travel around the city, which can help reduce emissions. Making improvements to our homes reduces emissions but also lowers energy bills. Our residents can shape and create neighbourhoods that meet our daily needs close to home and make consumer choices that demonstrates demand for more sustainable products. Encouragingly, 69% of respondents to Our Big Conversation<sup>7</sup> have made changes to their purchasing habits and a similar proportion, 65%, have made changes to their personal travel

80% of respondents to Our Big Conversation agree with the ambition for York to be net zero carbon by 2030. Residents have a powerful voice to call for change from their employers, companies, local and national governments. By talking about climate change with others, residents in York can help encourage others to act.

York residents equipped with the right skillset have the potential to benefit from new green jobs. In 2021, 14% of residents<sup>8</sup> believed they would have to retrain to continue working in York. Helping residents to develop the knowledge and skills suitable for green jobs can reduce the city's carbon emissions alongside helping residents to recover from the COVID-19 pandemic and support our inclusive growth ambitions.

## Visitors

York has been a tourist destination for almost 2,000 years, since being founded by the Romans in 71 AD. These days, York welcomes 8.4 million visitors every year, with the sector contributing £909 million to York's economy. One in five of York's visitors stay overnight in one of over 20,000 bed-spaces and the visitor economy supports 25,000 jobs in the city. We also welcome close to 900,000 conference and event delegates every year.

Despite reduced visitor numbers through the pandemic, York remains an attractive visitor destination with a strong regional market. The city's new tourism strategy will take a leap into the future with a bold new plan to rebuild the visitor economy in a more sustainable and integrated way. We want to see York develop as a liveable city, as well as a thriving visitor destination.

## Investors

Delivering net zero and adapting to climate change will require significant investment. The city will need to work with the financial sector and attract external investment to help deliver new infrastructure, financial mechanisms and funding for climate projects. Emissions from buildings account for over 60% of our emissions, investing in retrofit and renewable energy will strengthen the local economy, create new employment opportunities and help meet our climate ambitions.

Our commitment to net zero and climate resilience will make York a more attractive prospect for external investment. Organisations are increasingly incorporating environmental and sustainability considerations into their decision making process.

## Academic institutions

York has 63 schools, 2 further education colleges and 2 internationally renowned universities. Around 25,000 school-aged children live in York and a sixth of our population are under 18 years of age.

---

<sup>7</sup> [Link to OBC Report](#)

<sup>8</sup> <https://data.yorkopendata.org/dataset/kpi-tap17a/resource/3098cc94-e106-433b-96b0-1dc0a6da6849>



Our academic institutions are crucial for providing new ways of thinking, innovative solutions, research, funding and talent to help develop new ideas and create a more sustainable York. By educating students on the importance of climate change, we can ensure the next generation lead the way in climate action, viewing every job as a green job.

## **York Climate Commission**

City of York Climate Change Commission is a body representing and reflecting public and private sector representatives from across the City of York to deliver action, strategic oversight and accountability for the progression of city's climate change agenda.

## **Regional ambition and working outside of York**

**The Yorkshire & Humber Climate Commission** represents members of local councils, businesses and third sectors. The Commission aims to reduce the carbon emissions of the region as quickly as possible by enabling engagement, providing evidence and promoting best practice.

**The York and North Yorkshire Local Enterprise Partnership** aims for the region to be carbon neutral by 2034 and carbon negative by 2040. The Partnership provides support for businesses, assessments of local skillsets and a routemap for York and North Yorkshire becoming England's first carbon negative region.

**The UK government** is legally bound to achieving net zero by 2050. The 2021 Net Zero Strategy sets an interim target to reduce emissions by 78% by 2035 and sets the trajectory for phasing out the sale of gas boilers fully decarbonising the power system.

## Our Strategy

The council has led on development of this document, but the York Climate Change Strategy is for the city and represents all of us. When developing this strategy, a wide range of views and perspectives were considered to ensure that all residents of York were represented in its vision.

### Our Big Conversation

Our Big Conversation is a city-wide discussion to help the city tackle challenges around carbon reduction, future transport priorities, and York’s economy. Almost 2,000 responses were received.

- 80% agreed with York’s ambition to become a net zero carbon city by 2030
- 55% of residents have not taken action to reduce their carbon footprint because of cost
- **Awaiting third statistic from OBC data**

Insert Timeline of activity since 2019 Climate Emergency Declaration.

To include as minimum:

March 2019 – York Declared Climate Emergency

Sept 2019 – Creation of Climate Change Policy Scrutiny Committee

Sept 2020 – Net Zero Roadmap produced

Dec 2020 – Launch of York Climate Commission

May 2021 – Development of York Climate Change Strategy

June 2021 – Our Big Conversation Phase 1

July 2021 – Stakeholder roundtables

Oct 2021 – First corporate emissions report

May 2022 – Draft Climate Change Strategy

### Engagement workshops

The council hosted 3 roundtable sessions covering buildings, transport, energy, waste and the natural environment. These sessions gathered the views, experiences and knowledge of key organisations in York to ensure the objectives presented in this strategy are aligned with their perspectives.

Over 35 organisations from across the city were involved, discussing the barriers and opportunities associated with technology, policy, finance, community and delivery for the city in implementing carbon reduction actions. Details of the stakeholder perspectives are provided in the Technical Annex.

### Key definitions

- **Direct emissions** are those that we are directly responsible for within York and include emissions from consumption of fossil fuels within our boundary (**Scope 1**) and emissions from grid-supplied electricity consumed within our boundary (**Scope 2**).
- **Indirect emissions (or Scope 3 emissions)** relate to our activity, but occur outside of our boundary, such as transport of goods into York and goods produced outside of York that we use locally.
- **Greenhouse gases** are gases released into the atmosphere that contribute to global warming by absorbing and re-emitting heat. These include carbon dioxide, methane, nitrous oxide and F-gases.
- **Carbon emissions** refer to the amount of carbon released into the atmosphere. The burning of fossil fuels and the release of greenhouse gases are contributing actions. Carbon dioxide

equivalent (CO<sub>2</sub>e) is often used to quantify the amount of different greenhouse gases released.

- **Net zero carbon** refers to a balance of the amount of carbon released into the atmosphere and the amount removed to equal zero overall.

A full Glossary of Terms is provided on page 39.

DRAFT

## Section 2: The Ambition

### Current Situation

In 2018, York's greenhouse gas emissions totalled 936 ktCO<sub>2</sub>e. The majority come from our buildings (61.9%) and transport (27.9%).

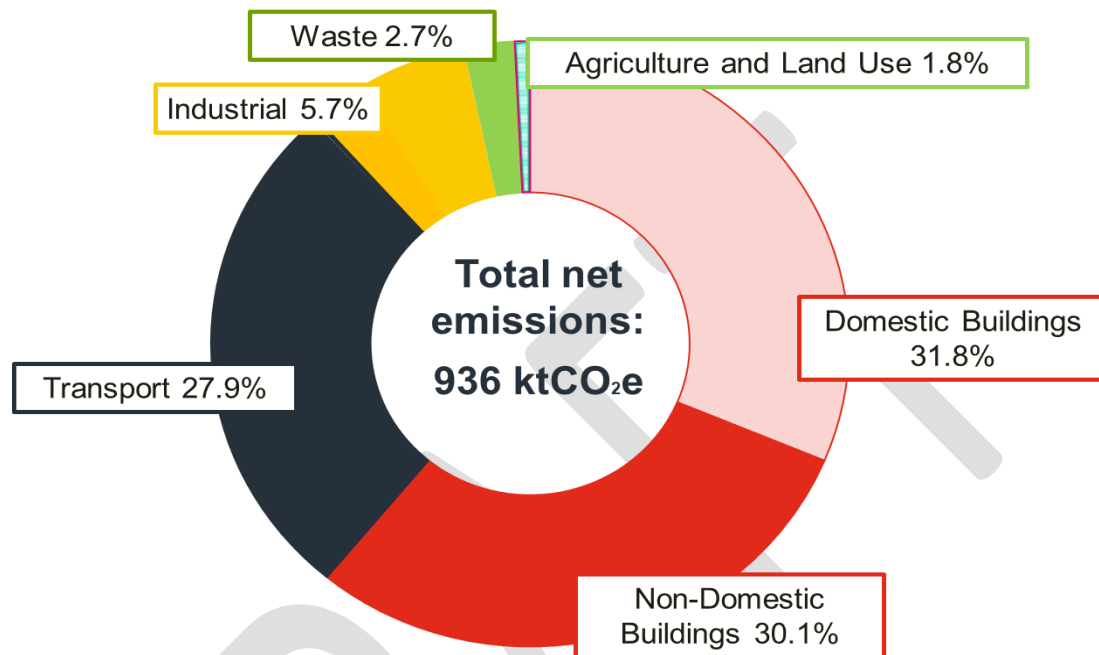


Figure 2: York's emissions inventory (2018)

We have already made significant progress in reducing emissions in York. Since 2005, city-wide emissions have fallen by 39% and the average annual carbon footprint of a York citizen has reduced from 6.9 tonnes to 3.8 tonnes, which is almost a third smaller than the national average.

Looking to the future, there are several carbon emissions trajectories possible in York.

The Paris Agreement sets out a requirement to limit global temperature rise to well below 2°C and aim for 1.5°C. This means a 13% annual reduction in the city's emissions up to 2050. This pathway is shown by the Paris-aligned budget in the graph below (red line). This is not based on tangible policy or implementation, but informs the scale of action required to meet Paris Agreement targets.

A business-as-usual (BAU) Scenario (blue line) assumes we continue along a current business-as-usual trajectory, emitting based on current activities. Reductions are largely the result of continued decarbonisation of the electricity grid.

A High Ambition Pathway (green line) assumes we go significantly beyond national policy and National Grid assumptions. It is the result of the implementation of the targets in this strategy, which considers current technology available. Net zero is possible by achieving the 54% reduction, maximizing opportunities to accelerate delivery, attract external investment and capitalize on technological development, and targeting residual emissions through cost effective measures which could include nature-based or technological solutions.

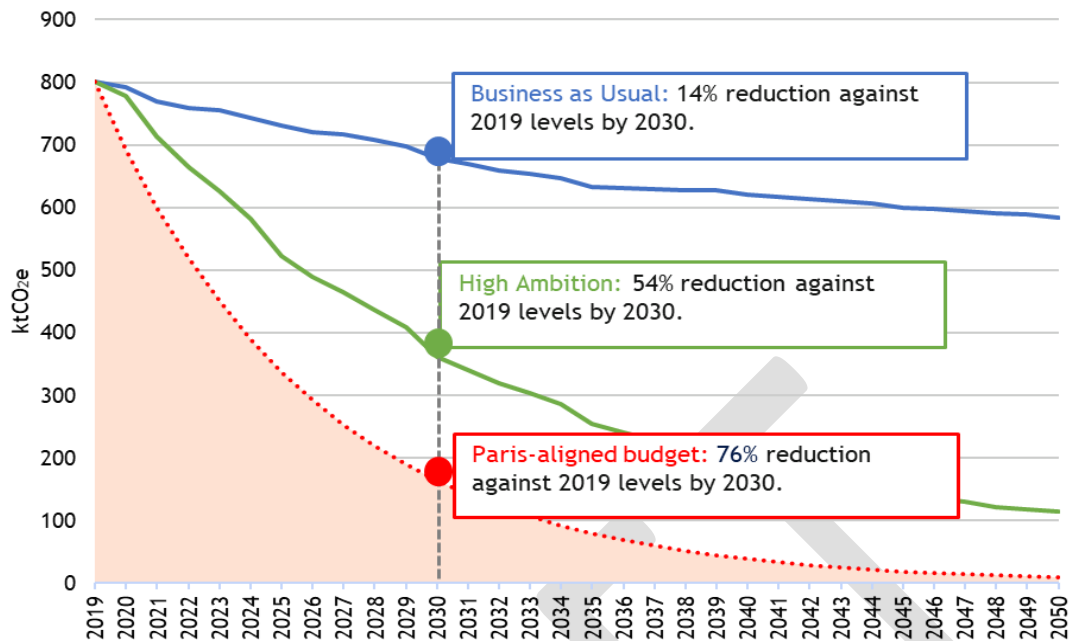


Figure 3: Emissions reduction pathway for York

Reducing our carbon emissions is crucial to limiting the potential impacts from climate change, but we are already experiencing changes to our climate and an increase in local extreme weather events. As the world warms, the UK is likely to have hotter, drier summers and warmer, wetter winters. Extreme weather events such as heatwaves and heavy downpours could become more frequent and more intense.

The hottest summer day of the past 30 years in York was 33.9°C. But summers have been getting warmer<sup>2</sup>, with four of the 10 hottest summers recorded in the past two decades. If global average temperatures increase 2°C above pre-industrial levels, the hottest summer day could be about 35.6°C, while temperatures above 30°C for two or more days can trigger a public-health warning.

On the wettest summer day of the past 30 years, 50mm of rain fell in York. At a 2°C rise, this could be about 62mm<sup>10</sup> and also see increased experiences of localised short-duration summer storms of 100mm/hr or greater, which can overwhelm drainage systems and are difficult to predict. The increased rainfall poses a significant risk for our city, which has a long association with flooding. November 2000 flood was the largest on record for the River Ouse with levels peaking at 5.4m above normal summer levels. The Viking River Level Recorder in York has one of the longest continual set of river level records in the country dating back to the 1880's, however, aside from the 1947 and 1982 floods the vast majority of significant flood levels have occurred in the city since the year 2000.

### Scale of the Challenge

By 2030, the emissions profile for York is expected to look very different from today. By delivering the objectives in this strategy, we can reduce our emissions to **361 ktCO<sub>2</sub>e** in 2030 and **114.8 ktCO<sub>2</sub>e** in 2050.

<sup>9 10</sup> <https://www.bbc.co.uk/news/resources/idt-d6338d9f-8789-4bc2-b6d7-3691c0e7d138>

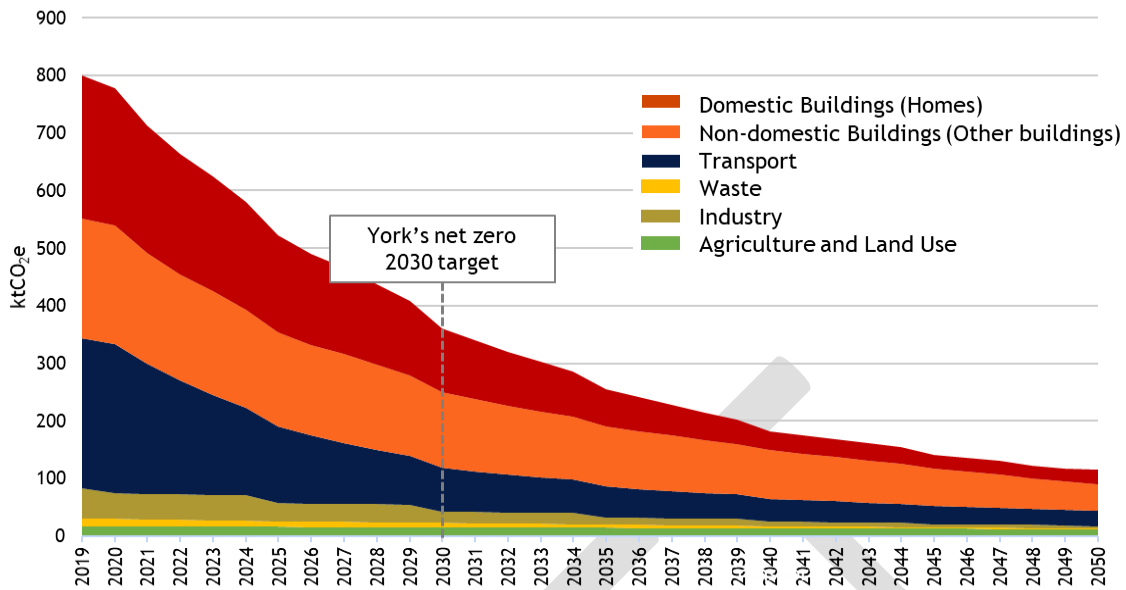


Figure 4: Emissions reduction pathway by sector

Following this trajectory to 2030 would mean emissions from each sector will reduce by:



- If we achieve the High Ambition Pathway, we can reduce our emissions by 54% by 2030.
- To meet the targets set in the Paris Agreement, our annual emissions must fall 76% by 2030.
- Between 2005 and 2018, the average annual emissions reduction rate in York was 3.4%.
- If York continues along a business-as-usual scenario, the Paris-aligned carbon budget (2021 – 2100) will be exceeded in 2027

Underpinning the emissions reductions across every sector is the decarbonisation of York’s energy system. Energy, in the form of heat and power, is used across the city by our residential, commercial and institutional buildings as well as in our industrial and agricultural processes. This energy use, shown in figure 5, accounts for 62% of our total carbon emissions.

Since 2005, total energy consumption in York has reduced by 22%; and over the same time-period, carbon emissions associated with energy use has fallen by 38%<sup>11</sup>, due to the decarbonisation of the national electricity grid.

Continuing to reduce our energy use and increasing renewable generation across the city are important aspects of our transition to net zero.

<sup>11</sup> <https://www.gov.uk/government/statistical-data-sets/regional-and-local-authority-electricity-consumption-statistics>

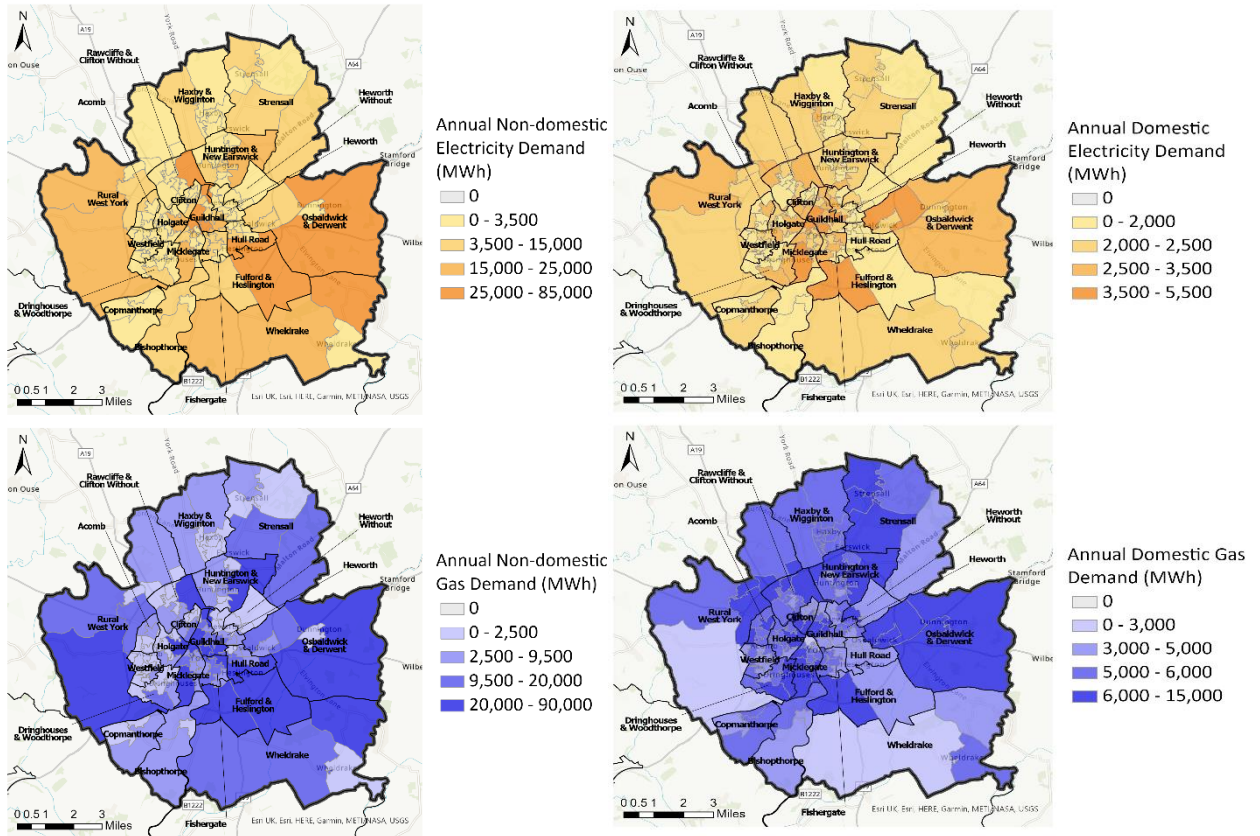


Figure 5: Annual electricity and gas demand (domestic and non-domestic) by ward area in 2020

### Our Approach

To tackle climate change and achieve net zero carbon by 2030, we will need to reduce all sectors of society to take action, with particular emphasis on our buildings, transport and energy systems. This Strategy sets out an approach to net zero that consists of four elements:

- 1) Significant emissions reduction along the High Ambition pathway with actions that can be delivered with currently available technology, deployment rates and policy.
- 2) Going beyond the High Ambition when new technology, deployment and policy mechanisms allow and attracting new investment
- 3) Removing remaining emissions from the atmosphere through nature based and technological solutions.
- 4) Adapting our city to the effects of a changing climate

Significant reductions	York will develop an action plan and regularly review and monitor progress in order to identify new opportunities
Technological Innovation	Improvements in technology and reduction in costs may dramatically increase the potential reduction in emissions in different sectors. However, improvements are unpredictable and no “silver bullet” technology should be relied upon or anticipated

Accelerated and increased deployment and investment	<p>Actions could be delivered at an earlier date through increased deployment, increased supply chain capacity, changes in consumer demand, lower costs and changes to government policy.</p> <p>Increasing investment through new public and private finance can help accelerate delivery, including lobbying government for new local spending powers and greater financial control.</p>
Insetting & Offsetting	<p>Any remaining emissions that we are unable to decarbonise will need to be removed from the atmosphere. This can include nature-based solutions, e.g. tree planting and the restoration of other ecosystems, or other technologies such as carbon capture and storage (CCS) and negative emissions technologies (NETs). Prioritising actions within the city boundary (insetting) to remove carbon dioxide from the atmosphere can provide additional financial and social benefit for York.</p> <p>Offsetting will only be considered as a last resort to address residual emissions after all actions have been taken to reduce and avoid direct emissions as much as possible. The cost of offsetting will be a key consideration before employing this solution and it will only be done if financially viable for the city.</p> <p>At current UK carbon prices, offsetting our residual emissions in 2030 (361,000tCO<sub>2</sub>e) would cost an estimated £5.2m.<sup>12</sup></p> <p>We will produce a separate offset strategy outlining our approach.</p>

**Table 1: Our approach to delivering net zero**

<sup>12</sup> <https://www.oecd.org/tax/tax-policy/carbon-pricing-united-kingdom.pdf>



## Section 3: Objectives

This chapter provides the strategic objectives that we need to work towards to tackle climate change and deliver net zero.

These objectives will act as a reference for all of us, including the council, businesses, residents, visitors, academia and community groups to guide our actions and the decisions we take. We all have a part to play.

### Engagement

As a city, we need to be well informed and feel empowered to make decisions and take action that will have a positive impact on carbon emissions and our climate. This Strategy provides a framework for how we can all engage with the topic and each other to create positive change.

#### Objectives

- 1.1 Clear communication and information**  
Providing accurate, timely and relevant information about climate change and its impacts
- 1.2 Increase awareness and understanding**  
Empowering our city by making climate change understandable and relatable
- 1.3 Build strong relationships and networks**  
Working together to achieve our ambition
- 1.4 Identifying best practice**  
Sharing experiences to inspire action

Image from engagement phase 2

### Buildings

The built environment represents the majority of York's emissions, contributing 61.9% of the total emissions for the city. Buildings are responsible for 580,000tCO<sub>2</sub>e a year and is a priority theme for this Strategy and our net zero ambition.

#### Objectives

- 2.1 Improve energy efficiency in existing buildings**  
Insulating and investing in fabric improvements to reduce energy demand
- 2.2 Reduce emissions from new buildings**  
Design and build new developments that minimise energy use and emissions
- 2.3 Move away from gas heating systems**  
Increase the uptake of renewable heating systems and improve the efficiency of gas boilers

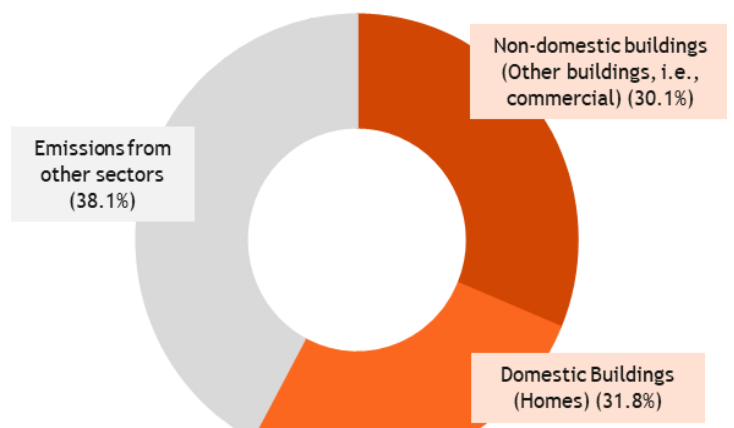


Figure 6: Proportion of emissions from building

## 2.4 Switch to energy efficient appliances and green energy tariffs

Replace our home and business appliances to use less energy and save money; and purchase energy from renewable sources

## 2.5 Make our buildings climate resilient

Protect our built environment from potential flooding and overheating

Where we are	Where we need to be in 2030
By 2021, 3,627 households in York have improved the energy efficiency of their home under the government's Energy Company Obligation (ECO) Scheme. <sup>13</sup>	3,600 houses "medium" retrofit, reducing annual average energy demand by 66%
In 2021, 11,992 (13.5%) of households in York were classed as fuel poor. <sup>14</sup>	29,100 houses "deep" retrofit, reducing annual average energy demand by 83%
In 2021, 44% of EPC-rated domestic properties had ratings indicating low energy efficiency (D or below). <sup>15</sup>	21% reduction in domestic energy demand
In 2021, 46% of EPC-rated non-domestic properties in York were rated D or below. <sup>16</sup>	17% reduction in non-domestic energy demand
All new buildings are required to reduce emissions by 28% above building regulations	All new houses to be built to the highest energy efficiency standards
It is estimated that in 2019, 12% of properties in York were not connected to the gas network. <sup>17</sup>	47% of heating systems in domestic buildings are electrified and 39% of heating systems in non-domestic buildings are electrified
In the UK, consumption by domestic lighting decreased 25% between 2010 and 2019. <sup>18</sup>	31% reduction in domestic energy demand for appliances, lighting and cooking and 11% reduction in non-domestic energy demand for appliances, lighting and cooking
Nationally in 2016, it was estimated that around 45-50% of domestic cooking was electrified. <sup>19</sup>	10% increase in electric fuel usage for non-domestic cooking and 29% increase in electric fuel usage for domestic cooking
4,917 properties are identified as being in flood zones in the city. However, the vast majority of properties benefit from the city's flood defences or direct property level resilience measures.	Investment in improving catchment scale measures on the Swale, Ure and Nidd. New developments in flood zone built with flood resilience.

<sup>13</sup><https://www.gov.uk/government/statistics/household-energy-efficiency-statistics-headline-release-may-2021>

<sup>14</sup><https://www.gov.uk/government/statistics/sub-regional-fuel-poverty-data-2021>

<sup>15</sup>[https://assets.publishing.service.gov.uk/government/uploads/system/uploads/attachment\\_data/file/904850/D1\\_-\\_Domestic\\_EPCs.xlsx](https://assets.publishing.service.gov.uk/government/uploads/system/uploads/attachment_data/file/904850/D1_-_Domestic_EPCs.xlsx)

<sup>16</sup><https://www.gov.uk/government/statistical-data-sets/live-tables-on-energy-performance-of-buildings-certificates>

<sup>17</sup><https://www.gov.uk/government/statistics/msoa-estimates-of-households-not-connected-to-the-gas-network>

<sup>18</sup>[https://assets.publishing.service.gov.uk/government/uploads/system/uploads/attachment\\_data/file/208097/10043\\_R66141HouseholdElectricitySurveyFinalReportissue4.pdf](https://assets.publishing.service.gov.uk/government/uploads/system/uploads/attachment_data/file/208097/10043_R66141HouseholdElectricitySurveyFinalReportissue4.pdf)

<sup>19</sup>[https://www.gov.uk/government/uploads/system/uploads/attachment\\_data/file/820753/2019\\_Electrical\\_Products\\_Tables.xlsx](https://www.gov.uk/government/uploads/system/uploads/attachment_data/file/820753/2019_Electrical_Products_Tables.xlsx)

Transport

Emissions from transport represent 27.9% of York’s emissions profile; a total of 261,000tCO<sub>2</sub>e a year. Of this, 88% of emissions come from car travel or public transport, with the remaining 12% from freight.

**Objectives**

- 3.1 Travel shorter distances**  
Reduce the overall distances travelled
- 3.2 Increase take-up of active travel**  
Reduce overall car usage through alternative modes of transport, public transport and car sharing.
- 3.3 Switch to electric vehicles (EV)**  
Increase the share of vehicles on the road that are electric or hybrid
- 3.4 Reduce freight emissions**  
Decrease the overall distance and fuel usage of freight vehicles
- 3.5 Futureproof infrastructure**  
Ensure our transport infrastructure can withstand extreme weather events

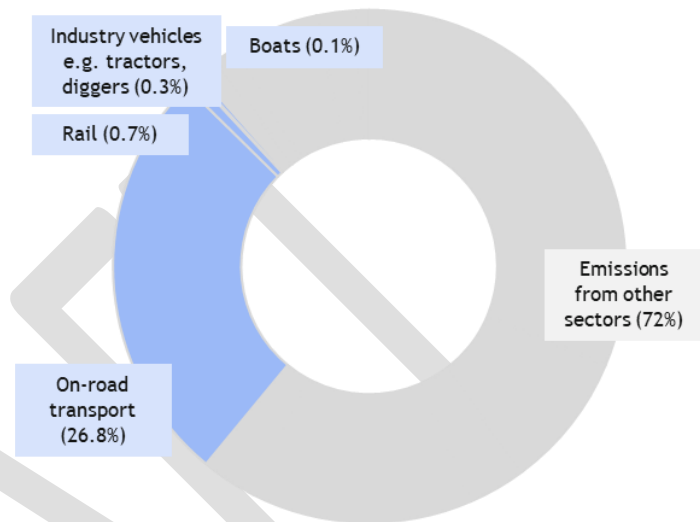


Figure 7: Proportion of emissions from transport

Where we are	Where we need to be in 2030
In 2011, the average distance travelled to work in York was 9.8 miles. <sup>20</sup> Over half travel less than 3 miles and two-thirds travel less than 6 miles.	25% reduction in the average number of passenger miles travelled per person
In 2011, 54% of commutes to work were by car or van and 29% by active travel (walking and cycling). <sup>21</sup>	3% reduction in road transport use; 25% increase in bus use; 8% increase in rail transport
42% of York residents walk five times per week and 10% cycle five times per week. <sup>22</sup>	33% increase in active travel
Since 2014, 532 charging points have been installed in York under government grant schemes including the Electric Vehicle Homecharge Scheme (EVHS), the Workplace Charging Scheme (WCS) and the On-Street Residential Chargepoint Scheme (ORCS) <sup>23</sup>	89% of cars are EV or Hybrid EV; 90% of buses and 75% of trains are electric
In 2019, there were approximately 9,200 LGVs and 600 HGVs registered in York. <sup>24</sup>	9% reduction in road freight mileage and a 71% increase in efficiency

<sup>20</sup> [https://www.nomisweb.co.uk/census/2011/QS701EW/view/1946157112?rows=rural\\_urban&cols=cell](https://www.nomisweb.co.uk/census/2011/QS701EW/view/1946157112?rows=rural_urban&cols=cell)

<sup>21</sup> [https://www.nomisweb.co.uk/census/2011/QS702EW/view/1946157112?rows=rural\\_urban&cols=cell](https://www.nomisweb.co.uk/census/2011/QS702EW/view/1946157112?rows=rural_urban&cols=cell)

<sup>22</sup> <https://www.gov.uk/government/statistics/transport-use-during-the-coronavirus-covid-19-pandemic>

<sup>23</sup> <https://www.gov.uk/government/statistical-data-sets/walking-and-cycling-statistics-cw>

<sup>24</sup> <https://www.gov.uk/government/statistics/electric-vehicle-charging-device-grant-scheme-statistics-april-2021>

Majority of our network benefits from flood defences and remains open in river flood events, but some road closures are experienced and outlying villages can become cut-off	Expanded protection from river flood events and intense storm events.
30% of the York taxi fleet has switched to low emission alternatives (petrol hybrid, plug-in hybrid or electric).	Aspire to an ultra-low emission taxi fleet and provide continual emission reduction from licensed vehicles.

Waste

Waste management represents 2.7% of York’s total emissions. While this report only addresses the end treatment of waste, the consumption of purchased goods and their lifecycle should be considered when addressing waste.

Under the waste hierarchy, after reconsidering production and consumption, we should only aim to recycle resources after they have been reused or repurposed.

Objectives

**4.1 Reduce the amount of waste**

Decrease the total volume of waste produced across the city

**4.2 Increase recycling rates**

Increase the amount of waste that goes into recycling

**4.3 Move towards a circular economy**

Increase the amount of resources that are reused or repurposed, saving raw material inputs and waste outputs

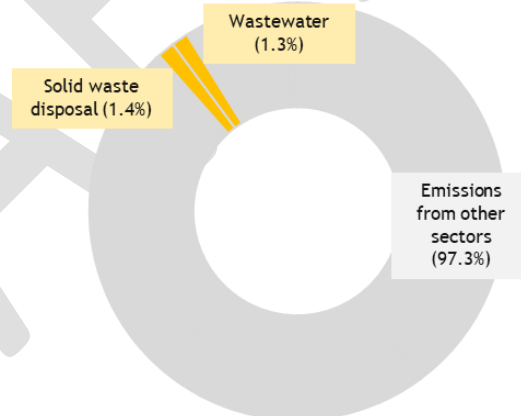


Figure 8: Proportion of emissions from waste

Where we are	Where we need to be in 2030
81,075 tonnes of household and 15,007 tonnes of non-household waste was collected by the Council in 2019/20. <sup>25</sup>	24% reduction in the volume of waste
The volume of household waste collected by the Council decreased in 2019-20 by 8% from 2018-19 levels. <sup>26</sup>	
The household recycling rate in 2019-20, based on Local Authority collected waste was 48.4%. <sup>27</sup>	50% increase in the recycling rate
In 2019, recycled materials made up 16% of the UK’s domestic material consumption. <sup>28</sup>	

<sup>25</sup> <https://www.gov.uk/government/statistical-data-sets/env18-local-authority-collected-waste-annual-results-tables>

<sup>26</sup> <https://www.gov.uk/government/statistical-data-sets/env18-local-authority-collected-waste-annual-results-tables>

<sup>27</sup> <https://www.gov.uk/government/statistical-data-sets/env24-fly-tipping-incidents-and-actions-taken-in-england>

<sup>28</sup> <https://think.ing.com/articles/eu-and-uk-have-to-step-up-to-meet-circularity-goals>

Commercial & Industrial

Commercial and industrial process emissions represent a small proportion of York’s baseline inventory, with around 6% of emissions arising from industrial processes. York has a diverse and thriving economy. While there is little heavy industry, there is a long history of manufacturing, particularly in the food and drink sector.

**Objectives**

**5.1 Improve process efficiency**

Reduce energy, water and material usage to reduce emissions and save money

**5.2 Shift away from fossil fuels**

Change the fuel input used by industry to electricity and green hydrogen

**5.3 Support growth in the green economy**

Create new investment and green jobs through initiatives such as BioYorksire<sup>29</sup>, sustainable construction and transport.

**5.4 Increase business resilience to climate risk**

Ensure businesses are not adversely affected by the changing climate and identify new opportunities for growth

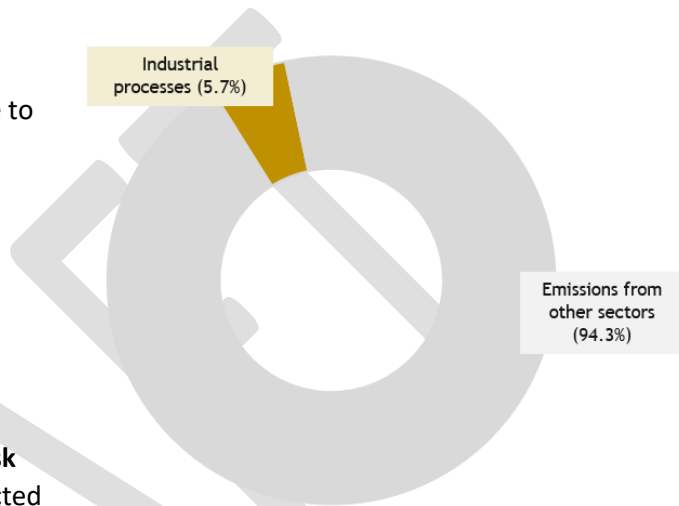


Figure 9: Proportion of emissions from commercial & industrial

Where are we	Where we need to be in 2030
In the UK, 35% of energy consumed by the industrial sector in 2019 was electric. <sup>30</sup>	23% reduction in oil fuel usage 3% increase in electricity consumption 2% increase in natural gas usage
Industrial carbon emissions in the UK including those from energy-intensive industries have halved since 1990, which has mainly been due to efficiency gains, fuel switching, a change to industrial structure of the UK and re-location of production overseas. <sup>31</sup>	Process emissions reduced: 14% for chemicals 10% for metals 11% for minerals 50% other industries
Since 1990, the food and drink manufacturing industry in the UK has improved its energy efficiency by 42%. <sup>32</sup>	The low carbon and renewable energy sectors could create 3,090 jobs in York
In 2014, the UK’s food and drink manufacturing industry emitted approximately 1% of the UK’s total annual emissions. <sup>33</sup>	

<sup>29</sup> [Insert overview of BioYorkshire](#)

<sup>30</sup> [https://assets.publishing.service.gov.uk/government/uploads/system/uploads/attachment\\_data/file/820647/DUKES\\_1.1.5.xls](https://assets.publishing.service.gov.uk/government/uploads/system/uploads/attachment_data/file/820647/DUKES_1.1.5.xls)

<sup>31</sup> [https://assets.publishing.service.gov.uk/government/uploads/system/uploads/attachment\\_data/file/652109/oil-refining-decarbonisation-action-plan.pdf](https://assets.publishing.service.gov.uk/government/uploads/system/uploads/attachment_data/file/652109/oil-refining-decarbonisation-action-plan.pdf)

<sup>32</sup> [Industrial Decarbonisation and Energy Efficiency Roadmap Action Plan](#)

<sup>33</sup> [Industrial Decarbonisation and Energy Efficiency Roadmap Action Plan](#)

Natural Environment

York’s natural environment contributes 1.8% of the city’s overall emissions, with our agricultural areas on the front line of climate change being the first to feel its impacts. Livestock contribute 2.6% of the city’s emissions; however, land use practices in York absorb the equivalent of 0.8% of the city’s emissions, which reduces the sector’s overall figure to 1.8%.

**Objectives**

**6.1 Increase tree planting**

Plant more trees to increase the canopy cover across the city

**6.2 Increase carbon storage**

Make better use of land to absorb carbon from the atmosphere

**6.3 Promote sustainable land management**

Diversify and innovate within the agricultural sector

**6.4 Reduce the impacts of extreme weather events**

Use our natural environment to reduce the risks and impacts of flooding and overheating

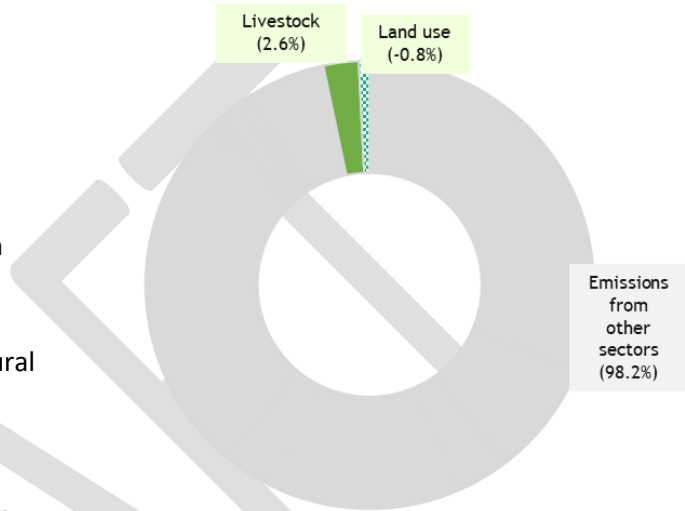


Figure 10: Proportion of emissions from natural environment

Where we are	Where we need to be in 2030
Trees currently cover 10.8% of York <sup>34</sup>	Tree canopy cover to increase to 13%
Tree planting outside woodlands is currently reported at around 1,900 hectares across York <sup>35</sup>	Tree planting outside woodlands increases by 42% from 2020 coverage to 2,700 hectares.
In 2018, there was approximately 249 ha of rough grassland in York <sup>36</sup>	By 2050, there is a 3% decrease in grassland and 1% decrease in cropland to allow for increased forestland and carbon sequestration potential
65.4% of land in York is classed as agricultural with 7,348 ha of York’s land designated under cereal farming <sup>37</sup>	

<sup>34</sup> <https://www.york.gov.uk/news/article/618/york-s-tree-canopy-to-expand-for-next-30-years>

<sup>35</sup> Per SCATTER analysis

<sup>36</sup> <https://www.york.gov.uk/news/article/618/york-s-tree-canopy-to-expand-for-next-30-years>

<sup>37</sup> <https://www.gov.uk/government/statistical-data-sets/structure-of-the-agricultural-industry-in-england-and-the-uk-at-june>

## Energy Supply

Electricity is the preferred source of energy as it can be produced from sources that do not release any carbon emissions. The UK has a target to remove carbon-based sources of energy from the UK’s energy grid by 2035<sup>38</sup>, removing carbon emissions from the country’s energy supply.

### Objectives

#### 7.1 Increase renewable generation capacity

More of our energy is produced locally from renewable technologies

#### 7.2 Improve energy flexibility and storage

Develop projects that reduce peaks in energy demand and increase local energy storage

#### 7.3 Support local community energy systems

Empower communities to own and manage local clean energy generation

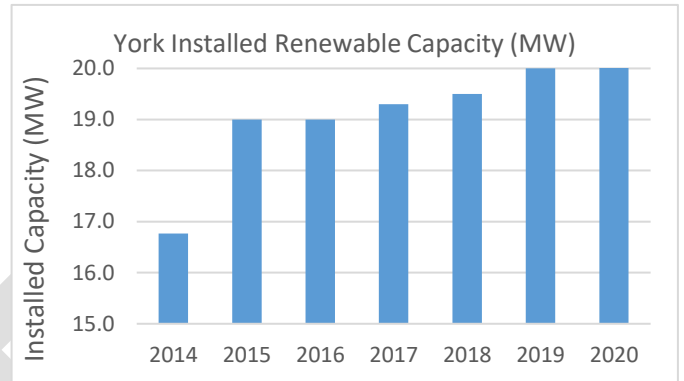


Figure 10: Renewable capacity installed in York

Where we are	Where we need to be in 2030
In 2019, York had 3,236 installations with a capacity of 11.8MW and 103,226MWh generation <sup>39</sup>	2,356.6MW of installed renewable capacity
In 2021, 1.6GW of new grid flexibility was added to electricity networks across the UK to assist during peak periods <sup>40</sup>	Significant new energy storage and demand management
There are currently 232 community energy organisations in the UK dedicated to renewable electricity generation <sup>41</sup>	Local renewable generation displacing fossil fuel sources in power stations

## Governance

The Governance framework will provide guidance and management of our climate change objectives. City of York Council will take a lead in developing the governance structure but will require support from across the city in tracking and monitoring progress towards our collective ambition.

<sup>38</sup> <https://www.gov.uk/government/news/plans-unveiled-to-decarbonise-uk-power-system-by-2035>

<sup>39</sup> <https://www.gov.uk/government/statistics/regional-renewable-statistics>

<sup>40</sup> <https://www.energynetworks.org/industry-hub/resource-library/?search=ON21-WS1A-Flexibility+Figures+2021+Full+Update+%2830+Jul+2021%29&id=267>

<sup>41</sup> <https://communityenergyengland.org/pages/state-of-the-sector>

**Objectives**

**8.1 Deciding responsibility**

Each objective and action will have a named stakeholder responsible for the activity

**8.2 Tracking actions**


A city inventory of which actions are underway and who is responsible for them

**8.3 Monitoring progress**

Provide indicators to measure and record progress towards our targets

**8.4 Reporting annually**

The results of the monitoring and evaluation reporting are published annually



Deciding Responsibility	While delivering on the objectives within this strategy should be everyone’s responsibility, some organisations will naturally take a lead in certain areas. To determine who is responsible for each objective, we will build a strong partnership between public and private sector organisations. We will use and strengthen existing relationships and channels of communication within York e.g. the York Climate Commission.
Tracking Action	The responsibility for achieving our objectives is shared between the council, businesses, residents, visitors and other organisations. An “owner” for each area will contribute to the monitoring and reporting framework. Owners lead and coordinate activity, identify and engage with stakeholders and report on progress. All stakeholders delivering against the strategy will enable the benefits to be felt across the city.
Monitoring Progress	<p>Reporting on progress is an important feature of this framework. Regular reporting will track the impact of our work and enable reflection and correction if required.</p> <p>The impact of delivery will be analysed alongside progress. But emissions data alone will not be sufficient for this analysis:</p> <ol style="list-style-type: none"> <li>1. Emissions data is published two years in arrears, which means that there is a time lag between project delivery and analysis of its impact</li> <li>2. Emissions data is not provided at the action level, meaning monitoring the impacts of a specific project in this way is difficult, particularly if several projects contribute to emissions reductions in the same area</li> </ol> <p>Instead, Key performance indicators (KPIs) that publish recent-year data can be used for measuring progress. KPIs can allow year-on-year progress to be tracked. National datasets and city-wide reporting will also be used.</p> <p>We have identified suitable KPIs for the targets in our strategy. Any changes in these KPIs can inform the city’s climate action. A list of these indicators and sources can be found in Technical Annex.</p>



Reporting Annually	<p>The final piece of the monitoring and evaluation framework is the sharing of reporting on progress in an accessible and transparent way. It is crucial for public, city-wide support that the council reports its progress publicly and transparently.</p> <p>The council will report annually and make it publicly available through public meetings (Council, Executive and Scrutiny) and the York Open Data Platform. The council will also report via CDP and the Global Covenant of Mayors for Climate and Energy (GCoM).</p>
--------------------	---

DRAFT

## Section 4: Co-benefits & Case Studies

### Co-benefits

As a city, we need to make sure that how we live today doesn't adversely affect future generations, and where possible, benefits them. This means recognising the significant interdependencies between living, lives and livelihoods:

- The environment – protecting the environment so future generations enjoy living in safe and clean spaces.
- Health and wellbeing – supporting everyone live long, independent healthy lives
- The economy – developing sustainable, inclusive, fair economies that protect and create livelihoods that actively reduce poverty and inequality.

To develop York so that it is fit for the future, we have published a set of three sustainable strategies, together with a 10 year plan. These strategies set out the areas we will focus on over the decade ahead so our city is fit for the future.




#### Statement from The Economic Strategy 2022- 2030

#### Statement from The Health and Wellbeing Strategy 2022 – 2030

The 10 year plan 2022-2032 describes the priorities partners will deliver on behalf of the city to realise the ambitions described in our city strategies.

Together, with the Climate Change Strategy 2022-2030, we will be better placed to live happier and healthier lives now, whilst preparing the city to be fit for our future children and grandchildren.

By tackling climate change, York will benefit from economic, social and environmental improvements, creating a prosperous, progressive and sustainable city.

 Economic	 Social	 Environmental
If households invested in energy efficiency and low carbon options, residents could <b>save £20m a year</b> in energy bills <sup>42</sup> , the equivalent of £222/yr for every household	Increasing walking and cycling leads to <b>happier and healthier</b> communities, reducing the pressure on local health services	Integrating green infrastructure into new developments <b>increases biodiversity</b> and access to nature
The low carbon and renewable energy sectors could <b>create 3,090 jobs</b> in York <sup>43</sup>	Lower emissions leads to <b>better air quality</b> , improving everyone's health <sup>44</sup>	Increasing recycling rates <b>reduces pollution</b> and incidents of fly-tipping <sup>45</sup>
Improving energy efficiency <b>reduces the cost</b> of energy. Around 12,000 households	Community energy schemes <b>give control to local communities</b> and	Trees and vegetation help cool cities, <b>reduce flood risk</b> and increase biodiversity,

<sup>42</sup> <https://pcancities.org.uk/energy-and-carbon/york>

<sup>43</sup> <https://www.local.gov.uk/local-green-jobs-accelerating-sustainable-economic-recovery>

<sup>44</sup> <https://www.centreforcities.org/reader/cities-outlook-2020/air-quality-cities/>

<sup>45</sup> [https://wwf.panda.org/discover/knowledge\\_hub/teacher\\_resources/project\\_ideas/recycling\\_glass/?](https://wwf.panda.org/discover/knowledge_hub/teacher_resources/project_ideas/recycling_glass/?)

across York are classified as being in fuel poverty <sup>46</sup>	can generate money which can be invested locally	supporting nature throughout the region <sup>47</sup>
Investing in profitable energy efficiency measures for schools, hospitals, offices, shops and restaurants, could save the city <a href="#">£11m a year</a> in energy bills <sup>48</sup>	Better insulated homes improve wellbeing and <b>reduce the risk of health conditions</b>	Well located solar panels can help to create a micro-climate that <b>supports increased biodiversity</b>
Electric vehicles are cheaper to run and maintain, costing <a href="#">£2-4 to charge</a> for 100 miles, saving £10 per 100 miles over diesel cars <sup>49</sup>	A reduction in vehicle exhaust fumes <b>improves air quality</b> and reduces negative effects on people's health <sup>50</sup>	Trees and green spaces can create habitats, <a href="#">support species and increase biodiversity</a> <sup>51</sup>
If everyone had access to sufficient green space, the benefits associated with increased physical activity could save the health system <a href="#">£2.1bn per year</a> <sup>52</sup>	Increased physical activity due to active travel will help to <b>reduce obesity figures</b> . It is estimated that <a href="#">55.2% of adults and 16.1% of 10–11-year-olds in York</a> are classed as overweight or obese <sup>53</sup>	
Community energy schemes have the potential to <a href="#">reduce utility bills and generate a long-term source of income</a> for local people <sup>54</sup>	Working towards zero waste <a href="#">helps to mitigate food poverty and hunger</a> by enabling edible surplus food to be recovered and shared through food banks and charities in local areas <sup>55</sup>	

Table 2: Economic, social and environmental co-benefits of delivering our climate change ambition

<sup>46</sup> <https://www.gov.uk/government/collections/fuel-poverty-sub-regional-statistics>

<sup>47</sup> <https://www.woodlandtrust.org.uk/media/1702/benefits-of-trees-outside-woods.pdf>

<sup>48</sup> <https://pcancities.org.uk/energy-and-carbon/york>

<sup>49</sup> <https://energysavingtrust.org.uk/transport/electric-cars-and-vehicles/electric-vehicles>

<sup>50</sup> <https://www.eea.europa.eu/signals/signals-2020/articles/improving-air-quality-improves-people2019s>

<sup>51</sup> [support species and increase biodiversity](#)

<sup>52</sup> [https://ashden.org/wp-content/uploads/2020/09/CAC-Chapters-all\\_new-brand.pdf%20](https://ashden.org/wp-content/uploads/2020/09/CAC-Chapters-all_new-brand.pdf%20)

<sup>53</sup> [55.2% of adults and 16.1% of 10–11-year-olds in York](#)

<sup>54</sup> [https://ashden.org/wp-content/uploads/2020/09/CAC-Chapters-all\\_new-brand.pdf%20](https://ashden.org/wp-content/uploads/2020/09/CAC-Chapters-all_new-brand.pdf%20)

<sup>55</sup> [https://www.c40knowledgehub.org/s/article/Why-cities-need-to-advance-towards-zero-waste?language=en\\_US](https://www.c40knowledgehub.org/s/article/Why-cities-need-to-advance-towards-zero-waste?language=en_US)

## Case Studies

### **York and North Yorkshire Innovative Flood Resilience Project**

City of York Council and North Yorkshire County Council have worked with a number of project partners to develop a successful bid for Government funding to develop innovative approaches to flood resilience. The project aims to deliver catchment wide natural flood risk management solutions that provide increased flood resilience to York and North Yorkshire communities and reduce the impacts of existing and future flood events and wider climate resilience benefits.

The five year project works with landowners and those at flood risk across the River Swale, Ure and Nidd catchments upstream of York, and form links to develop an understanding and agreement of how changes to upstream land management can benefit at risk communities downstream. This is an ambitious project that has not previously been carried out on this scale. The project works with the varying catchment partnerships and the good work that has already been carried out to embed catchment-sensitive farming ideas and directly link those who have the means to upstream flood prevention measures with those who benefit from reduced flood risk. The linkage would be both financial and social, providing reward and recognition for the upstream parties and engendering an understanding and sense of ownership of the measures by those who benefit downstream.

The partnership is developing a bespoke and detailed science base to identify storage and natural flood management opportunities down to a local scale, producing a 'shopping list' of potential measures and identifying the downstream locations that would benefit from this work. Engagement of beneficiaries in urban areas will identify ways in which they can support and contribute to the delivery of such measures, and this is expected to be supported through local policy and financial incentives and inform national policy and future programmes of investment. Innovative ways to engage all parties will be developed drawing on past best practice, science and research from a wide range of fields. A number of demonstration sites will be developed throughout the catchment to illustrate the techniques and highlight the benefits.

The project ultimately aims to deliver the means to establish a wide range of natural flood risk management projects across the catchment that will deliver increased flood resilience and support a wider range of multiple benefits across other climate, ecology and biodiversity agendas.

Although City of York Council are the project funding lead, an approach will be developed and agreed between the authority and North Yorkshire County Council to establish joint project principles and outcomes and deliver a joined up approach to flood risk solutions across the whole river catchment.



Image

### Zero Carbon Housing Delivery Programme


The City of York Council Housing Delivery programme is creating 600 new homes that will be both zero carbon in use and reduce carbon emissions associated with the construction process.

Construction accounts for around 40% of the total annual carbon emissions in the UK. Through the Housing Delivery Programme, we are taking proactive steps to reduce our environmental impact through such measures as using low cement concrete in foundations, timber frame construction, and recycled newspaper insulation. It is anticipated that through actively choosing lower carbon construction materials, CO<sub>2</sub> emissions will reduce to a fraction of those compared to a typical new build development.

This approach to reducing carbon continues through the life of each home. Space heating, hot water and electrical appliances make housing one of the largest contributors to carbon emissions in the country. The new homes developed through the Housing Delivery Programme will achieve certified Passivhaus status, meaning that they are so well insulated and air tight that very little heating is required, even on the coldest days. The orientation of the homes has been carefully considered to achieve passive solar gain; that is maximising the benefits of the sun to warm the home during the day and then keeping that heat in with high levels of insulation. This approach will save a resident around 70% on fuel bills compared to a typical new build home. The programme goes further by using renewable technologies, such as solar PV and air source heat pumps, to generate as much power as is needed to heat, light and power the home; reducing net carbon emissions to zero. The total carbon savings of homes delivered through this programme are estimated to prevent around 1,000 tonnes of CO<sub>2</sub> being emitted every year.

The Housing Delivery Programme takes a holistic approach to sustainability by looking at habitat and lifestyle considerations in climate change, which includes heavily constrained car parking spaces (as low as 0.25 spaces per home in more central locations). Sustainable transport choices are encouraged through the provision of four secure cycle parking spaces per family home, which include electric charging points. Communal electric cargo bikes and pool cars are also included on sites to reduce ownership and regular use of cars.

Each site creates new connections between existing roads through new low or zero-car streets where play and activity is encouraged. Biodiversity is significantly enhanced on each site with more trees planted, than houses built. The projects create highly sociable spaces, where residents can interact within semi-private and public spaces including; shared gardens, public open spaces and internal community spaces. Projects incorporate spaces to work, create, grow, play and relax as individuals, families and communities.



## E-Mobility Trial

York is one of four English cities chosen by the Department of Transport to trial e-scooters. The City of York Council partnered with TIER to launch its first fleet of 50 e-scooters in October 2021. In just over a year, the fleet has grown to over 550 e-scooters, alongside the introduction of 80 e-bikes.

Since the start of the trial, 26,000 riders have completed more than 130,000 journeys, covering around 550,000km. These trips have replaced 16,000 car journeys in the city, amounting to a saving of 6 tonnes of carbon dioxide.

Alongside increasing the number of e-scooters available to people in the city, TIER have also expanded to new routes in recent months, with access to popular tourist destinations, university campuses and York hospital. There are over 90 parking bays around the city to ensure orderly parking.

The success of the scheme has seen the trial extended for a further 8 months with plans to expand to other areas of the city. Its popularity demonstrates the huge potential for micro-mobility in York.

Jessica Hall, Regional Manager North of England

*“Transport in York accounts for 27% of city-wide carbon emissions and TIER are committed to reducing emissions and improving air quality across the city. This is why it’s essential we help provide as many different, convenient forms of transport to enable residents, commuters and visitors to get around York sustainably.*

*TIER e-scooters and e-bikes have been hugely popular in York since the scheme launched a year ago and are still being embraced by locals and visitors as a greener, more convenient transport option. Our e-scooters and e-bikes have also brought other benefits to York, such as reducing air pollution and easing congestion.”*



Image

## University of York

With over 20,000 students, The University of York plays an important part in our city's community. The Russell Group University has over 30 academic departments dedicated to encouraging their students to think critically and change the world through social, economic and environmental knowledge, skills and innovation.

As the institute strives to be a university for public good, 2021 saw the publication of The University of York Sustainability Plan 2021 – 2030. The plan sets out how the university intends to tackle the current and future challenges faced by the local, national, and international community as they play a part in creating a more sustainable world.

The plan embeds sustainability into the university's core functions of teaching and research, whilst also setting ambitious goals for carbon neutrality, building partnerships, reducing consumption and for improving health and wellbeing.

In line with the city-wide target, The University of York has set out a commitment for achieving carbon neutrality by 2030. Guided by the UN Sustainable Development Goals, the university aims to achieve their ambitious goal through ensuring their direct emissions and the management of their campus are environmentally sustainable, whilst simultaneously embedding the principles of sustainability within their teaching.

The University of York is already delivering on a variety of carbon reduction projects. It has secured more than 5,500 cycle spaces across campus, making it a UK Gold Cycle Friendly Employer, they've also installed electric vehicle charging points and provide a free bus service between the East and West campuses

The University has been awarded the Green Flag Award for their open campus grounds, which include a variety of interactive nature trails and a YorActive trail with exercise equipment on route. This excellent green space not only supports the wellbeing of the students but has also become home to rare orchids, otters and wildflower meadows.

An awareness initiative has been set-up by staff and students that awards credits for sustainable behaviours, which can be used on rewards at the end of the year. The Green Impact Sustainability scheme has saved an estimated £92,000 and 289 tCO<sub>2</sub> in 2020/21.



Image

## **York Gin sustainability actions**

York Gin is an independent company making and selling award winning gin based in York. The first bottles of York Gin appeared on 1 March 2018 after a couple of years of preparation and gin has since won national and international awards. The company operates a distillery and two shops in York and is owned and run by locals.

Quality, sustainability, localism and York are at the heart of the company. They operate ethically and do the utmost to be responsible and sustainable.

### **Energy**


From the beginning, York Gin has been powered by 100% renewable energy from Green Energy. The distillery is powered by electricity, rather than more commonly used gas because it uses less energy and as a lower carbon impact. Out of four company cars, three are electric and one is hybrid (the hybrid is for longer journeys when recharging may prove problematic.)

### **Waste**

All bottles and gift sets are designed to be 100% plastic free and customers are encouraged to donate their old bottles for other customers to reuse as lights, containers or candle holders. Working with local upcycler PurePallets, they have turned old pallets, railway sleepers and other used wood into fittings and signage for the shops as well as keyrings, gin racks, fridge magnets and other products.

### **Local First**

A local first approach ensures that the spirit is made in Yorkshire from grain grown on Yorkshire farms. All York Gin bottles are made in Leeds, by Allied Glass, using 40% less glass than their original method and the miniatures are made from a significant proportion of recycled glass. Allied Glass is itself a sustainable company doing a great deal to reduce its carbon footprint. Packaging and labels are also made in Yorkshire. A local supply chain reduces emissions from travel and supports jobs in the area.





## Real Junk Food Project

The Real Junk Food Project was founded in 2015 by Adam Smith. The project, originally in Leeds, was established with a mission to make surplus food accessible to all and reduce carbon emissions; and a vision to reduce the environmental and social injustice of food waste by feeding bellies not bins. Since 2015 people all over the world have followed these values and intercepted food to redistribute in hubs and cafes (often on a Pay-As-You-Feel basis to make sure that anyone who needs it can access the food) to stop food going to waste.

Following this initial mission and vision, Planet Food York opened in January 2019 to intercept and redistribute surplus food in York. In the first 3 years, they have intercepted 745.5 tonnes of food, which is equivalent to 1.1 million meals, saving 2,200 tonnes of CO<sub>2</sub>.

Food is collected by volunteers from supermarkets, restaurants, hotels and independent shops in partnership with Fareshare Yorkshire and Neighbourly. Rescued items are used in their Pay-As-You-Feel café and shop in Southlands Methodist Community Centre, Southbank. Planet Food have a zero food waste policy, so any food that doesn't get eaten is composted locally.

It is estimated that up to 30% of food is wasted globally, meaning that food waste is responsible for between 8 and 10% of CO<sub>2</sub> emissions. In the UK, around 9.5 million tonnes of food is wasted from households and businesses each year, of which 70% is avoidable. Planet Food York are helping to combat this waste through redistributing food into the community. They are not only reducing emissions but also tackling food poverty, social stigma and providing local employment and training through the work of 2 managers and 24 regular volunteers.



Image

## York Community Woodland

York Community Woodland is an extensive, new community woodland where over 210,000 new trees and shrubs will enable carbon capture, increase open green space, improve health and wellbeing, increase biodiversity, and create enhanced active travel networks, new green jobs, skills and volunteering opportunities.

This represents City of York Council's first venture into creating large-scale community woodland and seeks to be an exemplar for other landowners and local authorities to replicate.

Climate change is a serious concern among residents and the project provides an outlet for a passionate, inspired community keen to join us in this special opportunity. We work with over 500 members of the public, and an Advisory Group of businesses, landowners, members and experts, including; the White Rose Forest, Forestry Commission, the Woodmeadow Trust and the Woodland Trust.

York Community Woodland is a woodland for the city and its people. The name itself was decided by a public vote and embodies a collective ownership behind its creation.

The woodland masterplan was created through a community co-design process with over 800 residents contributing to the final design. The woodland will feature nature ponds, wild-flower meadows, extensive broad-leaf woodland, areas for quiet contemplation, an extensive trail network for walking, wheeling and horse riding, and a forestry school.

Jim Lee, Head of Woodland Creation, Forestry England has said;

"We are delighted to have been selected as the preferred delivery partner for York Community Woodland... working closely with City of York Council and the local community as the project moves through the next stages.

"The partnership... is particularly special to us."



Image

## EV Hyper Hubs

Two new Hyper-Hubs have been created at Monks Cross Park & Ride and Poppleton Bar Park & Ride. The sites provide high quality, high speed electric vehicle charging provision within the city. The project is joint funded with £1m from the European Regional Development Fund (ERDF), £800,000 from Office for Low Emissions Vehicles (OLEV) and a contribution of £400,000 from City of York Council.

The Hyper-Hubs are fitted out with 'Ultra Rapid' and 'Rapid' chargers that will significantly improve the speed of charging in line with latest technologies, and help the region to support the next generation of EVs (which have significantly larger battery capacities and support higher charging speeds).

Each Hyper-Hub has 4 Rapid chargers and 4 Ultra Rapid chargers under a canopy to keep users dry, with 24 hours a day 7 days a week access. Solar canopies and battery storage support the energy grid during peak hours. Each site includes 100 kWp solar PV arrays and 348 kW/507 kWh energy storage.

Each site is estimated to reduce carbon emissions in the city by 83tCO<sub>2</sub> a year by displacing fossil fuels used by combustion engine vehicles. Rapid and Ultra Rapid chargers will cost 25 pence per kWh, making York one of the cheapest places in the UK for Rapid and Ultra Rapid charging.

The Hyper-Hubs are part of a wider push to increase electric vehicle charging capacity across the city. In addition to the EV Hyper-Hubs, the Council are also investing to expand the EV charging infrastructure, as part of their Public EV Charging Strategy, with 350 new Fast charge-points, a minimum of 12 Ultra Rapid chargers and 19 Rapid chargers and replacing the entire existing charging infrastructure.

“York was one of the first cities to introduce a public electric network several years ago which has become really popular. In 2014 there were 1,510 charging sessions, by 2018 that had increased 10 fold to 13,695.

We're a pioneer in the use of innovative green technology. Over recent years, the council has led the way in providing a range of public charging facilities for electric vehicles to help reduce carbon emissions and improve local air quality thanks to EV's eliminating nitrogen oxide emissions at the point of use.”



Image

## Section 5: Next Steps

The scale of the challenge is considerable, but through the principles and objectives within this Strategy, we can achieve our ambition for a net zero and climate resilient York by 2030. As a priority, we will need to focus on the following next steps:

### Deliver on High Ambition

**Prioritise the objectives in this strategy** as the evidence base behind them ensures that improvements can be achieved most quickly and reliably. Develop an action plan that is clear in its resourcing, responsibilities and timescales while demonstrating progress, transparency and accountability.

### Go Further

**Consider a variety of funding streams** to support financing local carbon reduction initiatives including community investment schemes and government grants. Combine efforts across the city to maximise available government funding to decarbonise buildings and other assets.

### Holistic Approach

When making the case for climate action, **consider the impacts of climate action holistically**. Climate actions offer co-benefits to the local economy, communities and environment. Many offer a return on investment or operational cost savings. There are also opportunities for a “Green Recovery” as we bounce back from the COVID-19 pandemic and develop a sustainable approach to tourism that can be a regenerative resource for York.

### Build Networks and Partnerships

**Working together with other stakeholders, develop a climate change partnership and/or charter**, which encourages collaboration, builds understanding, and shares expertise. Key external stakeholders include businesses, third-sector organisations, other non-profit groups, and our residents.

## Glossary of Terms

**AFOLU:** Agriculture, forestry & land use.

**BEIS:** UK Government Department for Business, Energy and Industrial Strategy, the successor to the Department for Energy & Climate Change (DECC).

**Carbon budget:** a carbon budget is a fixed limit of cumulative emissions that are allowed over a given time in order to keep global temperatures within a certain threshold.

**Carbon dioxide equivalent (CO<sub>2</sub>e):** the standard unit of measurement for greenhouse gases. One tonne of CO<sub>2</sub> is roughly equivalent to six months of commuting daily by car. “Equivalent” means that other greenhouse gases have been included in the calculations.

**Carbon Neutral/ Net Zero:** these two terms typically mean the same thing in the context of CO<sub>2</sub>-only emissions. Whilst emissions are reduced overall, those that remain are then *offset* by removing carbon dioxide from the atmosphere. This removal may occur through technology such as carbon capture and storage (CCS) technologies, or through natural stores by rewilding or afforestation.

**Carbon offset:** a reduction in emissions of carbon dioxide or other greenhouse gases made in order to compensate emissions made elsewhere.

**Carbon sink:** a process or natural feature that removes carbon from the local atmosphere (e.g. trees or wetlands). The carbon is said to be *sequestered* from the atmosphere.

**Climate Emergency:** a situation in which urgent action is required to reduce or halt climate change and avoid potentially irreversible environmental damage resulting from it.

**Decarbonisation:** the process of moving towards a society with lower emissions of carbon dioxide.

**Deep/Medium Retrofit:** building improvements that reduce energy demand and carbon emissions. For example, wall/roof insulation, solar PV, double/triple-glazing, more efficient or low carbon heating systems. Medium retrofit represents a 66% reduction in energy demand and a deep retrofit represents an 83% reduction.

**Energy system:** the generation, transmission and consumption of energy across the city for buildings, transport and industry.

**Greenhouse gases:** gases released into the atmosphere that contribute to global warming by absorbing and re-emitting heat. These include carbon dioxide, methane, and nitrous oxide.

**Gross emissions:** the emissions total before accounting for local carbon sinks.

**IPCC:** Intergovernmental Panel for Climate Change.

**Indirect emissions:** Greenhouse gas emissions occurring from the use of grid-supplied electricity, heat and/or cooling within the city.

**Insetting:** This is an alternative to traditional offsetting that stores carbon within York’s boundary.

**LULUCF:** Land use, land use change & forestry.

**Offsetting:** the action of compensating for carbon emissions in York by saving carbon dioxide elsewhere.

DRAFT